







BEAN-TO-CUP MENU GUIDE

Provide customers with even more beverage selections by enhancing a specialty beverage with some simple ingredients.

Hot Beverages

| INGREDIENT 1 | + | BASE BEVERAGE (10oz) | + | INGREDIENT 2 | + | INGREDIENT 3 |
|---|---|---|---|---------------|---|--------------------|
| HAZELNUT LATTE | | | | | | |
| 3 pumps Hazelnut Coffee mate® | |  Café Latte | | Whipped cream | | Cinnamon |
| FRENCH VANILLA LATTE | | | | | | |
| 3 pumps French Vanilla Coffee mate® | |  Café Latte | | Whipped cream | | N/A |
| SALTED CARAMEL LATTE | | | | | | |
| 3 pumps Salted Caramel Chocolate Coffee mate® | |  Café Latte | | Whipped cream | | Caramel drizzle |
| PUMPKIN SPICE CAPPUCCINO (SEASONAL OFFERING FROM COFFEE MATE®) | | | | | | |
| 3 pumps Pumpkin Spice Coffee mate® | |  Cappuccino | | Whipped cream | | Cinnamon |
| PEPPERMINT HOT CHOCOLATE (SEASONAL OFFERING FROM COFFEE MATE®) | | | | | | |
| 3 pumps Peppermint Mocha Coffee mate® | |  Hot Chocolate | | Whipped cream | | Chocolate shavings |

Cold Beverages

| INGREDIENT 1 | + | BASE BEVERAGE (10oz) | + | INGREDIENT 2 | + | INGREDIENT 3 |
|----------------------------------|---|--|---|---|---|--------------------|
| ICED COFFEE | | | | | | |
| 16oz. Ice (fill cup) | |  Iced Coffee | | Carnation® Half & Half or 3 pumps Coffee mate® | | N/A |
| ICED MOCHA | | | | | | |
| 16oz. Ice (fill cup) | |  Iced Mocha | | Whipped cream | | Chocolate Drizzle |
| ICED FRENCH VANILLA LATTE | | | | | | |
| 16oz. Ice (fill cup) | |  Iced French Vanilla Latte | | Whipped cream | | Chocolate Shavings |
| ICED LATTE | | | | | | |
| 16oz. Ice (fill cup) | |  Iced Latte | | 3 pumps Coffee mate® (consider seasonal flavors) | | Whipped cream |